


The Magic School Bus

A Science Chapter Book #4

Space Explorers Lapbook

by
Amy Yee



Yee Shall Know

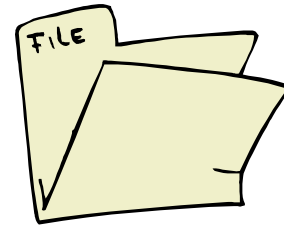

<https://yeeshallknow.home.blog>



Lapbook Basics

Follow the instructions in the following page(s) to complete all the individual pieces that will go into your lapbook. And then assemble as follows:

Open a file folder and fold in the two sides.



If more space is needed to complete your project, there are several methods to extend your file folder. You can fold another folder in the similar fashion and glue the back of section 3 of your first folder to the back of section 1 of your second folder. You can also lay an additional piece of paper (card stock) just above or below the middle section (2) of the folder. Use packing tape or other strong tape, secure the paper to the folder creating a flap that can be opened to display your student's work. You can also staple the crease between sections two and three of the first folder to the crease between sections one and two of the second folder using a long stapler. This method will give you two additional surfaces to add your student's completed work.

Some students prefer to assemble the lapbook after they have completed all the activities so they can arrange their booklets, while others prefer to affix each booklet to the lapbook after each activity. Either way will work.

A note on cutting and folding. In the following templates, please cut on the solid lines. The black dotted lines are folding lines for mountain folds (when you are done folding, the black dotted lines should be on the outside of the fold). The yellow dotted lines are for valley folds (when you are done folding, the line is tucked on the inside of your fold). Do make sure that you use firm pressure to make your creases as sometimes these creases will help the final booklet to fall into their proper positions.

For some younger students you may wish to have them dictate their answers to you or you may write down the answers for them to copy.

Lapbooks not only are fun for kids to do and help with their information retention, they also serve as a permanent record of their learning. The students can refer to it when looking for information, or they can use it in presentations to friends and relatives thus further reinforcing their learning.

I hope your student(s) will enjoy this lapbook and the information learned will remain with them.

Instructions

1. Define asteroids, atmosphere, gravity, orbit, revolve, solar system.
2. What is considered part of the solar system?
3. What is the center of our solar system?
4. What does the sun supply to the solar system?
5. What does it mean for a planet to revolve around the sun?
6. Do all the planets spin as they travel around the sun?
7. How long does it take Earth to make one revolution around the sun? How long does it take Earth to spin around once?
8. What keeps our atmosphere in place?
9. Why is the earth the perfect planet for life?
10. How long does it take the moon to orbit the earth?
11. Why does the moon seem to change its shape?
12. Who was the first man to land on the moon? When? What mission? Famous quote?
13. What determines the pull of gravity on a body?
14. What is the largest asteroid in our solar system? How big is it?
15. Where are most asteroids located?
16. What is a star?
17. What is a planet?
18. Which is the closest planet to earth? What is the condition of its surface? What is the problem of the atmosphere to human life?
19. What is the temperature on Mercury during the day? What is the temperature at night? What is the condition of its surface? How long is a day on Mercury?
20. What is the sun made of? What surrounds the sun and how far does it extend? How many earths can fit inside the sun? How hot is the sun on the surface? The inner core?
21. What are comets? How are comet's tail formed? How long can a comet's tail be? What gives light to the comets?
22. How many Earth's could fit inside Jupiter? The gravity on Jupiter is how many times of that on earth? What is Jupiter's surface like? What is the temperature on Jupiter?
23. Saturn has more of what than any other planet? What make up the rings of Saturn? Saturn is made of mostly which gases?
24. What is so different about Uranus than all the other planets? What makes it the blue-green color?
25. Can Neptune be seen without a telescope? Describe some of the storms on Neptune.
26. How cold is Pluto? What is the name of its moon? What is so different about Pluto's moon?
27. What is the average temperature on Mars? What are the high and low temperatures? Describe a dust devil on Mars.
28. What is the tallest mountain in the solar system? How tall is it?
29. In what ways is Mars like Earth?

orbit

revolve

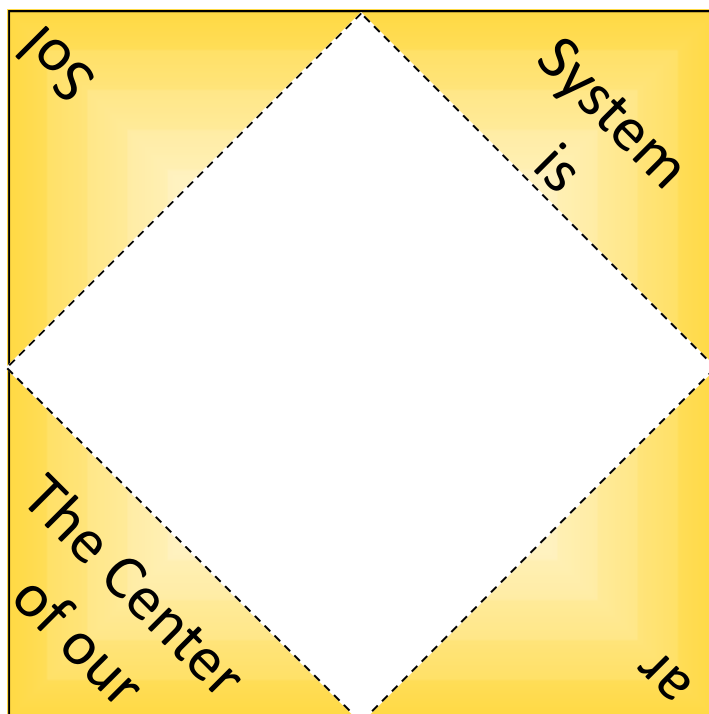
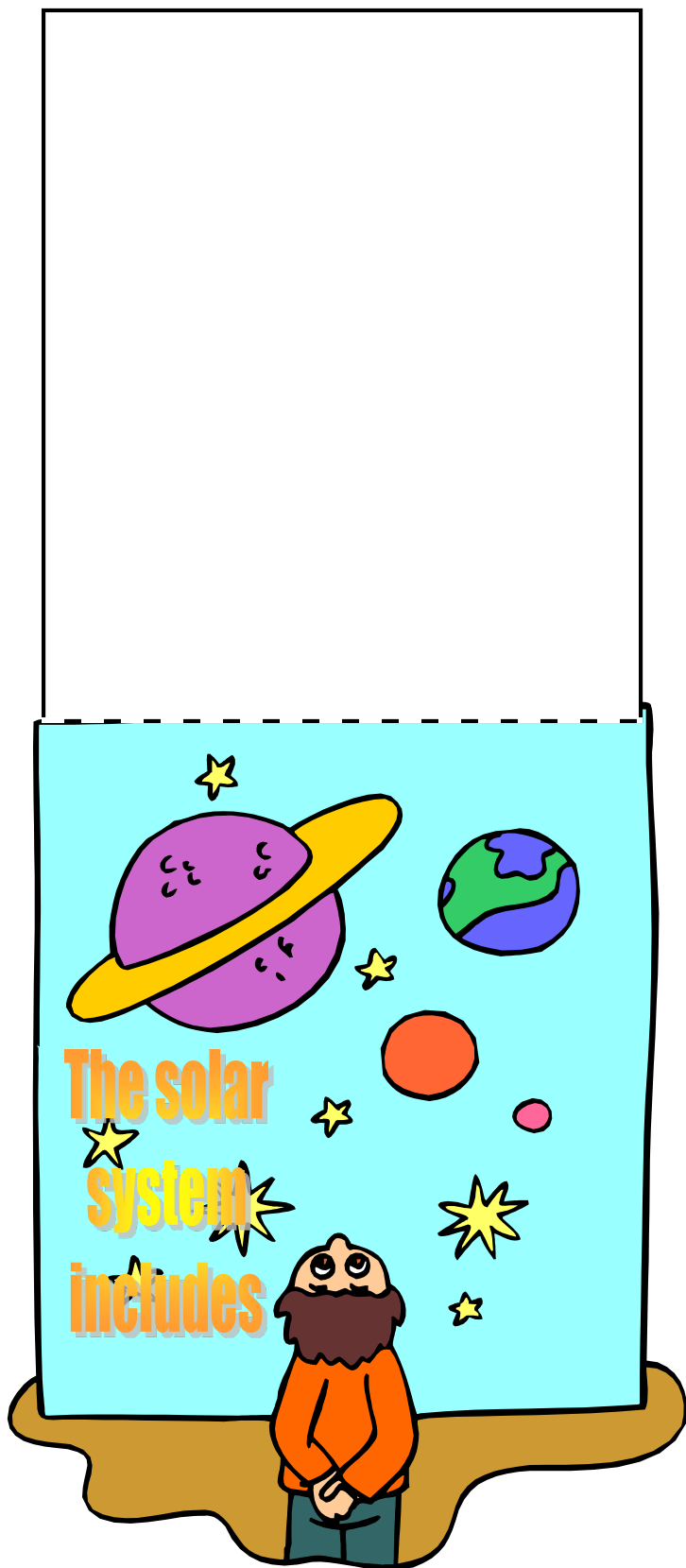
solar
system


Vocabulary

asteroid

atmosphere

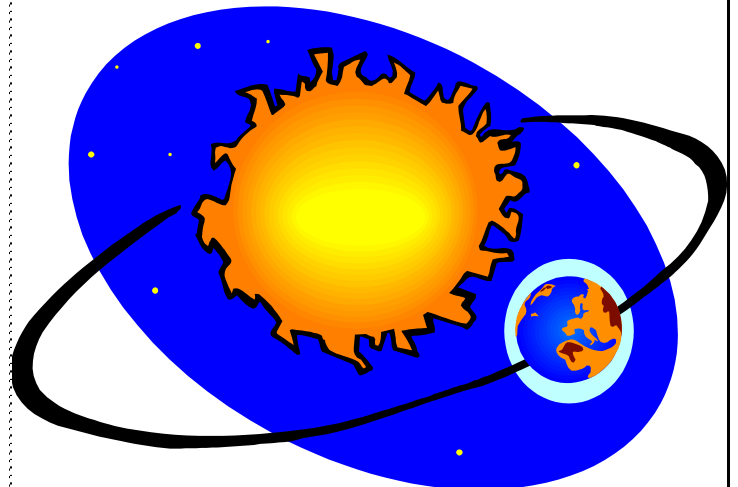
gravity





What does
the sun sup-
ply to the
solar sys-

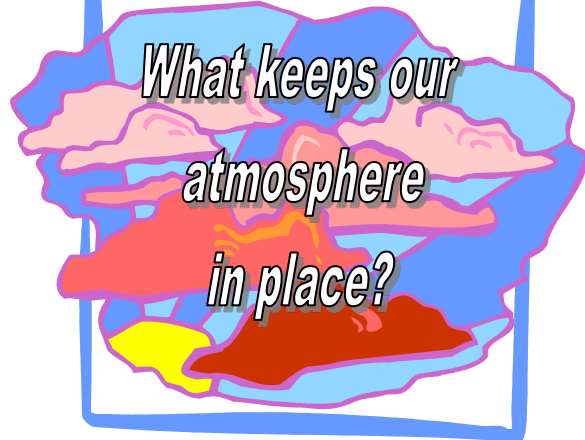
What does it mean for a planet
to revolve around the sun?



Do all the planets
spin as they travel
around
the sun?



What keeps our
atmosphere
in place?



How long does
it take Earth to
spin around
once?

How long does
it take Earth to
make one revo-
lution around
the sun?

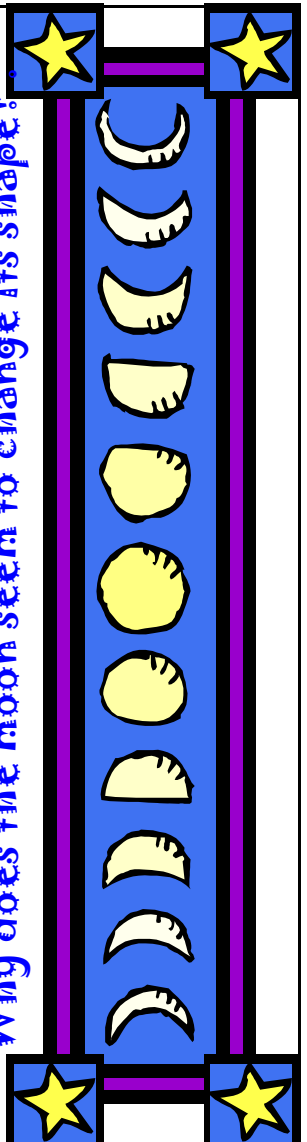





How long does it
take the moon to
orbit
the
earth?



Why does the moon seem to change its shape?



Moon Landing



Who was the first man?


When?

Which mission?

Quote from the moon...

I know the problem,
I'm on the wrong plan-
et!



What
determines
the pull of
gravity on
a body?




How big is it?


What is the
largest asteroid
in our solar
system?

**Where are most
asteroids located?**






Problem Atmosphere



Closest Planet

Surface Condition



MERCURY



Surface
Condition

Day
time
Temp.

Night
time
Temp.

Length
Of day

Stack and staple on the side.



A yellow starburst graphic with a jagged, irregular border. Inside the starburst is a large white circle. The number '2' is positioned at the top right of the starburst.

2

What surrounds the sun and
how far does it extend?

A yellow starburst graphic with a jagged, irregular border. Inside the starburst is a large white circle. The number '3' is positioned at the bottom right of the starburst.


3

How many earths can fit
inside the sun?

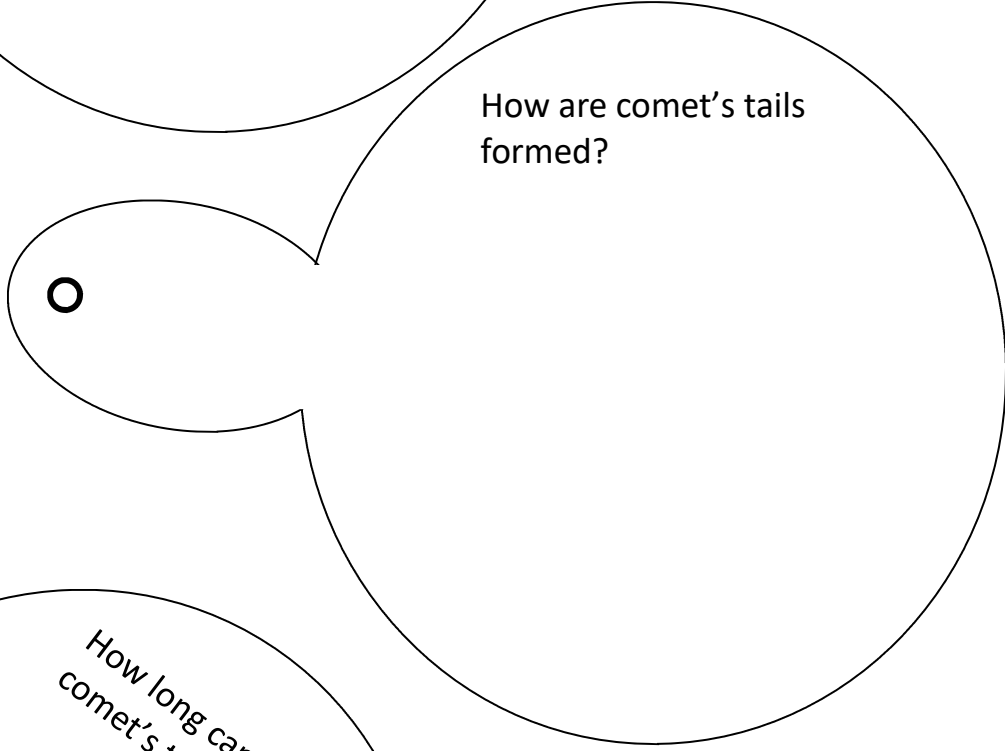
How hot is the sun on the
surface? Inner core?

4

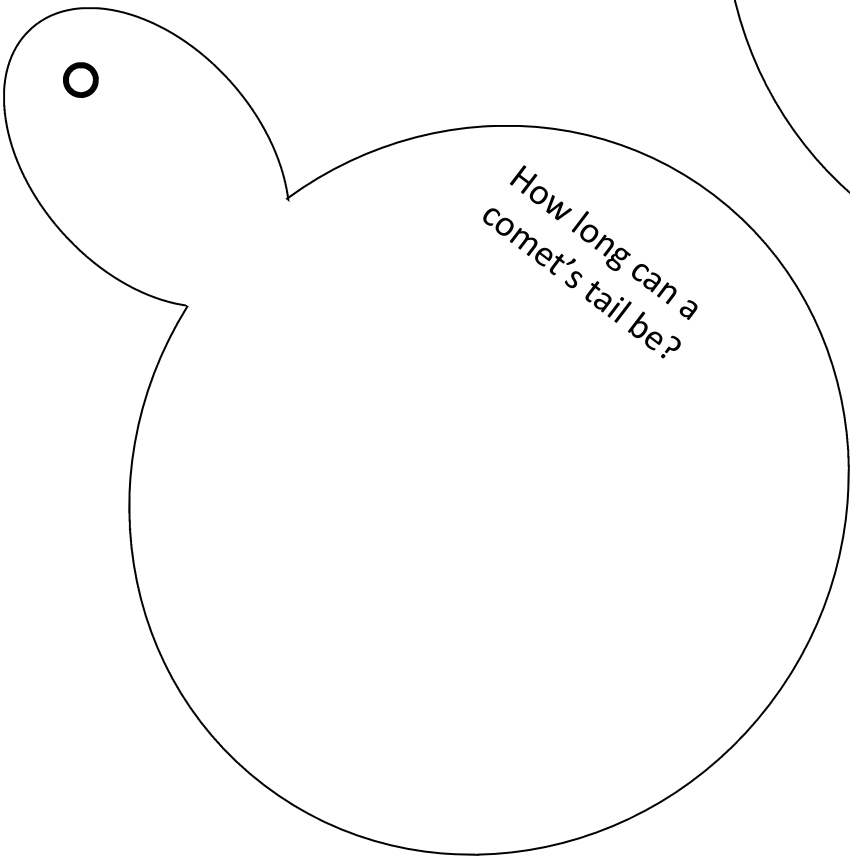




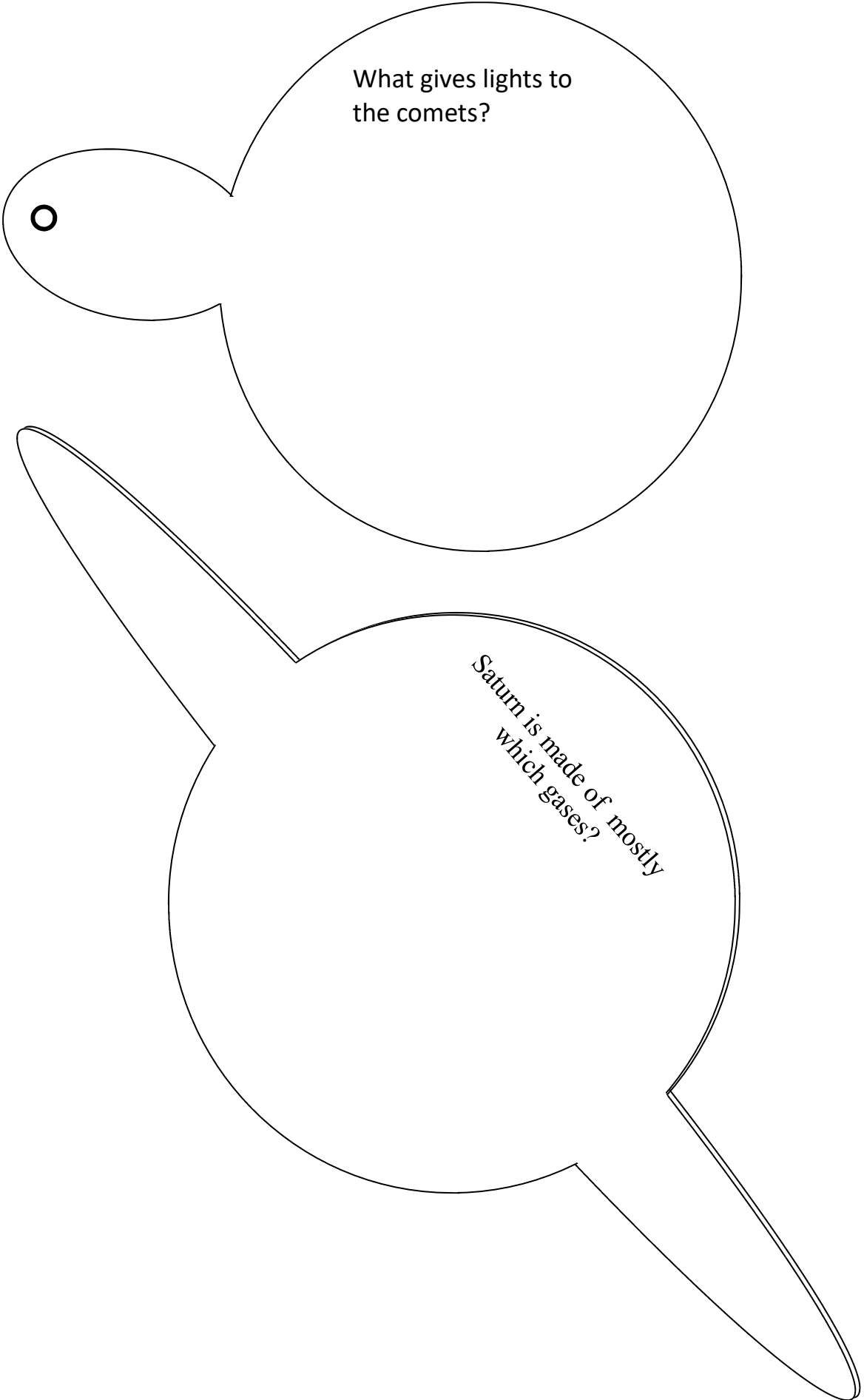
What are comets?



How are comet's tails
formed?

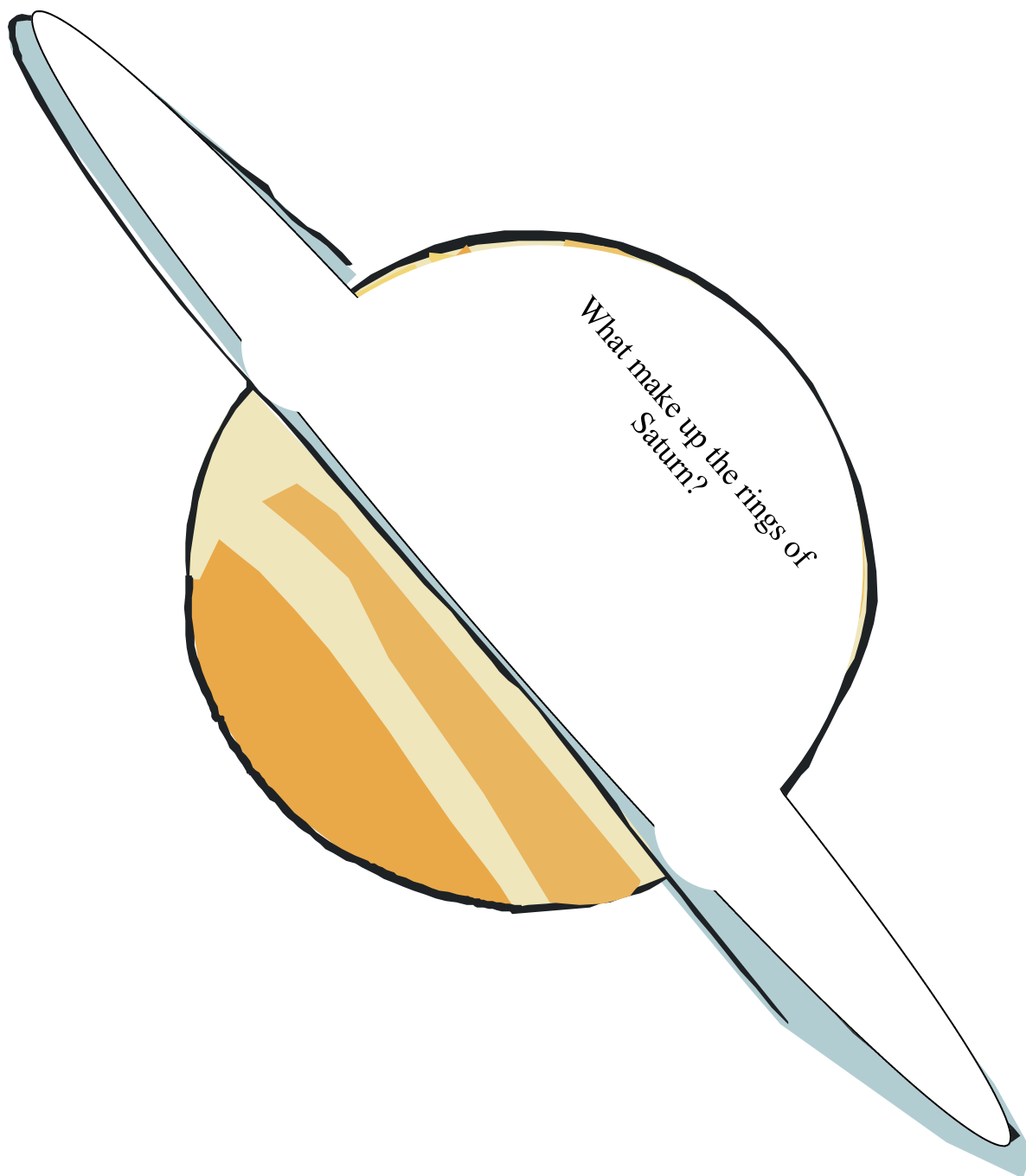


How long can a
comet's tail be?





What gives lights to
the comets?

Saturn is made of mostly
which gases?



What make up the rings of
Saturn?





Jupiter

How many Earths could
fit inside Jupiter?


The gravity on Jupiter is
how many times of that
on earth?

What is Jupiter's sur-
face like?

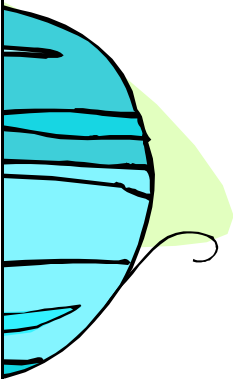

What is the temperature
on Jupiter?

What
Makes
It the
Blue-
green col-
or?

Why
is
Uranus
so
different
from
the
other
planets?

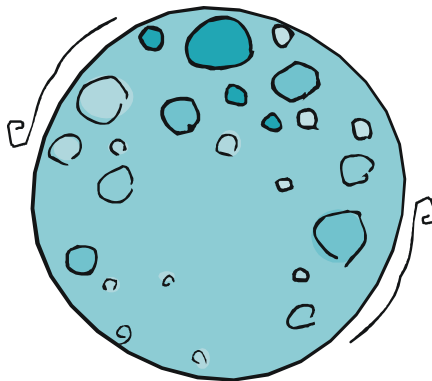


URANUS

 <p>Describe some of the storms on Neptune.</p>		 <p>Can Neptune be seen without a telescope?</p>
---	--	---


about Pluto's moon?

What's different



<p>N A M E I T S M O O N</p>		<p>H O W C O L D I S P L U T O</p>
---	--	--

Describe a dust devil on Mars







Temperatures on Mars

What is the tallest mountain in the solar system and how tall is it?



**In what ways
is Mars like
Earth?**





Extra Pictures

